



WAYS TO ACCESS PRESSREADER

- ▲ **www.wnpl.info** - Click *Discover*, then click the *PressReader* link under the Research list.
- ▲ **www.pressreader.com**
- ▲ Download the PressReader app from your device's app store

PressReader is available to all library users from any Warren-Newport Public Library (WNPL) internet computer and using our free Wi-Fi connection. PressReader also provides hotspot access with Wi-Fi use - any downloaded articles can be viewed for up to 30 days. WNPL cardholders can log in to PressReader for unlimited access from anywhere.

GETTING STARTED: SIGNING IN TO PRESSREADER

From any WNPL Internet computer, access is immediate. From our website, **www.wnpl.info**, click *Discover*, then click the *PressReader* link (under the *Research* list). Begin browsing.


Browser access: From your laptop or home computer, go to **www.pressreader.com**. Click *sign in* to get full access to the service. **Be sure to sign in through the *Libraries & Groups* option to get free access through WNPL.** Search for Warren-Newport Public Library and click the link for access through WNPL. When prompted, type your WNPL card number and PIN. (PIN codes are the last 7 digits of your phone number with no spaces.)

Mobile access: From your cell phone or tablet, download the PressReader app from your app store. Click *sign in* to get full access to the service. **Be sure to sign in through the *Libraries & Groups* option to get free access through WNPL.** Search for Warren-Newport Public Library and click the link for access through WNPL. When prompted, type your WNPL card number and PIN. (PIN codes are the last 7 digits of your phone number with no spaces.)

USING PRESSREADER


From the website or app, PressReader provides quick browsing of top stories and topics in the *Home Feed*. Home Feed is usually the first screen that users see when accessing PressReader and features the newest articles from all sources available through WNPL's PressReader service. Here are some tips for navigating:

Using PressReader in your browser:


- ▲ To view an article in the Home Feed, click the arrow at the bottom of the article summary.
- ▲ Scroll to the right to view more articles or publications.
- ▲ Customize your Home Feed to be as unique as your reading interests by using the *Following* menu. Click the "three line" menu button  at the top left side of the screen, select *Home Feed* and then *Following* from the bottom of the menu list. Set your preferences:
 - **Publications** - Individual magazines and newspapers
 - **Sections** - World news, business, entertainment, sports, etc.
 - **Interests** - Topics and subjects that appeal to you
- ▲ Use the *Search* box at the top of the screen to look for specific people, places, or terms within articles.

Accessibility – To change the font size, listen to an article, or change the language of an article, click the three dots in the upper right corner of the PressReader screen (next to the search box.)

- **Interface Language** allows users to switch the primary language for PressReader, which is available in 14 languages.
- **Accessibility Mode** changes the page view to a simple list format, which may be easier to navigate.
- **Translate** allows articles to be translated into one of 18 languages.
- **Listen** will read the article to users. (Articles are read in a digital voice.)
- **Fonts** can change the font style and size.

Prefer to browse? Use the menu along the left side of the screen to view publications by topic, country, or language. Click the "three line" menu button  at the top left side of the screen and select *Publications*. Select your language, country or topic. To view a publication, click the cover image. To view an article, click the green arrow at the bottom of the article.

USING THE PRESSREADER APP

- ▲ To scroll through available publications, click the *Browse* button and swipe to page through the list.
- ▲ To view a publication, tap the cover or click the arrow at the bottom of the publication.
- ▲ To automatically download new issues of a publication, swipe the button next to *Auto-download new issues*. Scroll down the page to see back issues of each publication.
- ▲ To listen to a publication, click the headphone icon  in the upper right corner of the screen.
- ▲ In a publication, find an article that you would like to read and click the title. The full text of the article will appear in the app. Using the menu at the bottom of the article screen, you can share the article, bookmark it, comment on the article, change the font and font size, change the page display, translate or view the article in another language, and copy the article.
- ▲ To personalize your news feed, click the *For You* button. Scroll down the page to see various ways to choose what appears on your *Home Feed*.
 - **Publications** - Individual magazines and newspapers
 - **Sections** - World news, business, entertainment, sports, etc.
 - **Interests** - Topics and subjects that appeal to you



Questions? Contact the Adult Services Desk at askus@wnpl.info, our web chat service at www.wnpl.info, or by calling (847) 244-5150, ext. 4.

PressReader provides online access to full-color popular magazines and newspapers from around the world. Read publications like the *Chicago Tribune*, *Newsweek*, *Rolling Stone*, and *Cosmopolitan* using any WNPL computer. Access is also available from any Internet capable device using your WNPL library card and the PressReader app or website.



Warren-Newport Public Library
224 N. O'Plaine Road, Gurnee, IL 60031
wnpl.info ▲ (847) 244-5150

RM 12/2020

